




Stop Wasting. Start Saving. ★ [www.epa.gov/woodstoves](http://www.epa.gov/woodstoves)


# BURN CLEAN


HOT TIPS FOR A BETTER FIRE


**D**id you know that by changing the way you burn wood in your wood stove, you can save money, reduce air pollution and protect your health?


Here are a few simple tips to make your fire burn hotter, keep your wallet fatter and keep your local air cleaner and healthier.


 **Upgrade to an EPA-certified wood stove or other clean burning technology.** All new stoves are EPA-certified and burn cleaner and more efficiently. A clean-burning stove emits 70 percent less particle pollution than an older, less-efficient stove. They also use 30 percent less wood.


 **Choose the right firewood.** Hardwoods are the best. Never burn trash or treated wood which can emit toxic air pollutants.


 **Season all firewood.** All firewood should be split, securely covered or stored, and aged for at least six months. Seasoned wood burns hotter, cuts fuel consumption and reduces the amount of smoke your wood stove produces.


 **Choose the right size stove.** A stove that is too large for a room will need to be dampered down so it doesn't overheat the space. This can waste wood, which in turn wastes your money.

 **Clean ashes from the stove.** Excess ashes can clog a stove's air intake vents, reducing its efficiency. Discard after they are completely extinguished. Do not leave the metal ash container near the house or near any flammable material. This could start a fire!


 **Begin with a quick hot start.** Open the wood stove draft to maximum, and start the fire with a manufactured firestarter or crumpled paper and kindling. As the kindling burns, add small pieces of firewood followed by larger pieces until the fire is bright and hot.

 **Always burn small hot fires.** These fires provide the maximum in heat, while cutting fuel consumption and reducing pollution.

 **Don't let the fire smolder.** Many people think they should let a fire smolder overnight. But reducing the stove's air supply does little for heating and can increase air pollution.

 **Keep your chimney clean** to provide good draft for your stove and to reduce risk of a chimney fire. Have a certified chimney sweep inspect your chimney once a year or after every three cords of wood. For safety, never leave a fire unattended.

## Fine particle emissions in one hour:



Certified stoves are 50 % more energy efficient than non-certified stoves

For more information about burning clean, go to [www.epa.gov/woodstoves](http://www.epa.gov/woodstoves)

